

Scaled data based on original data using
LM-79-08 Approved Method: Electrical and Photometric Measurements of Solid-
State Lighting Products

Test Report Prepared for
Cooper Lighting Solutions
(formerly Eaton)

Brand: McGRAW-EDISON

Report Number: P386024

Luminaire Tested: **GWC-SA1C-827-U-SL4-HSS**

Issue Date: 3/3/2020

Test Information

Test Method: LM-79-08
Report Number: P386024
TEST IS SCALED FROM IESNA LM-79-08 TEST DATA (G2-1903-205-25)
Test Lab: INNOVATION CENTER
Issue Date: 3/3/2020
Manufacturer: COOPER LIGHTING SOLUTIONS (FORMERLY EATON)
Product Line: MCGRAW-EDISON
Catalog Number: GWC-SA1C-827-U-SL4-HSS
Description: GALLEON WALL LUMINAIRE
(1) 80 CRI, 2700K, 1050mA LIGHTSQUARE WITH 16 LEDS AND TYPE IV SPILL
LIGHT ELIMINATOR OPTICS WITH HOUSE SIDE SHIELD
Light Source: -
Ballast/Driver: ELECTRONIC DRIVER

Summary

Lumens per Lamp: N/A
Luminaire Lumens: 4507 lumens
Efficiency: N/A
Efficacy: 77.7 lumens/watt
Luminous Opening: Rectangular (W 0.5' x L: 0.5' x H: 0')
IES Classification: Type IV - Short
BUG Rating: B1 - U0 - G2

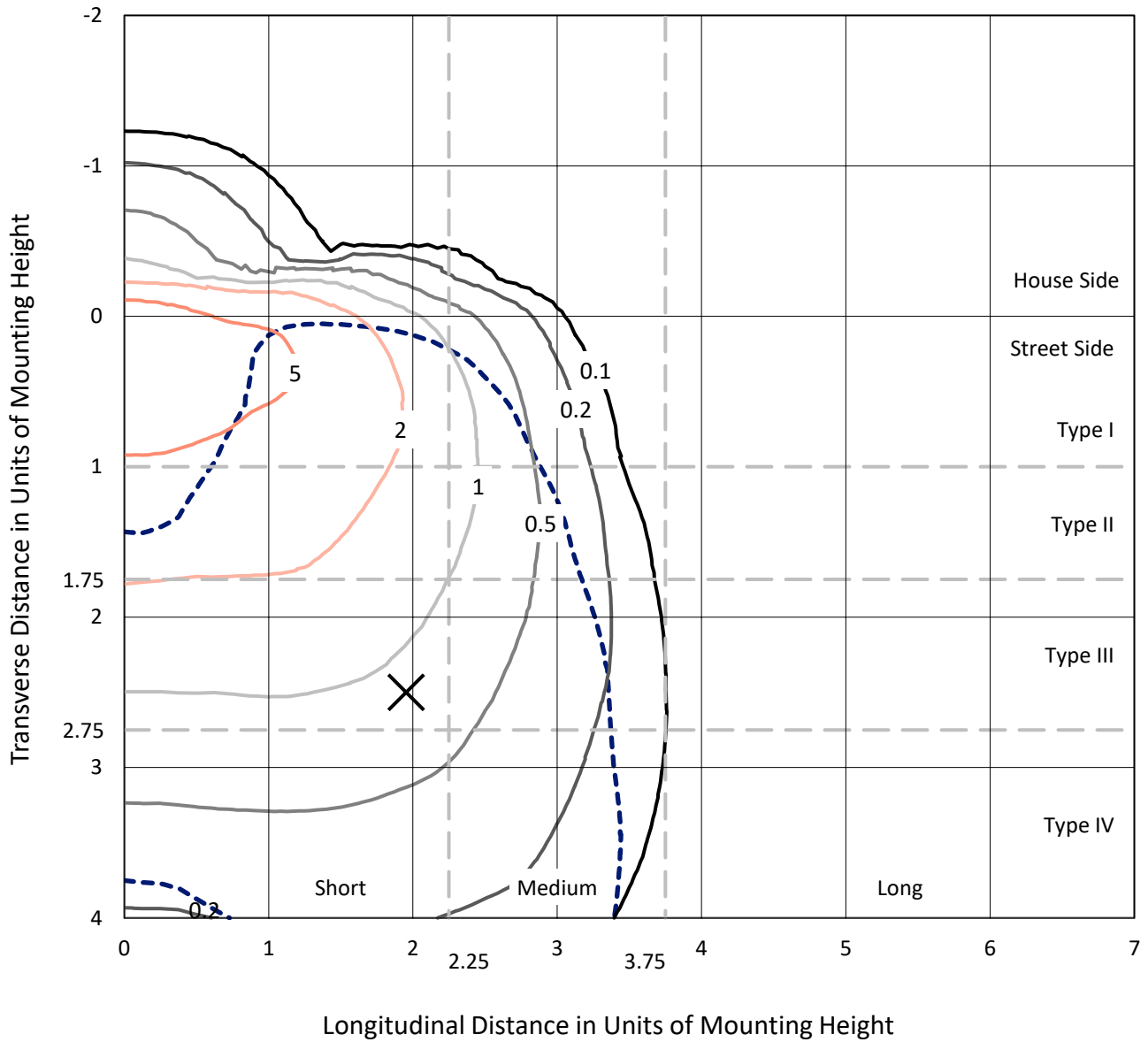
Input Watts (W): 58
Input Voltage (V): NR
Input Current (A_{in}): NR
Voltage Rise (V): NR
Power Factor: NR
Total Harmonic Distortion (THDi): NR
Frequency (hertz): 60
Stabilization Time: NR
Operation Time: NR
Ambient Temperature (°C): NR
Test Distance: 24 FT



REPORT NUMBER: P386024
 CATALOG NUMBER: GWC-SA1C-827-U-SL4-HSS

Iso-Footcandle Lines of Horizontal Illumination

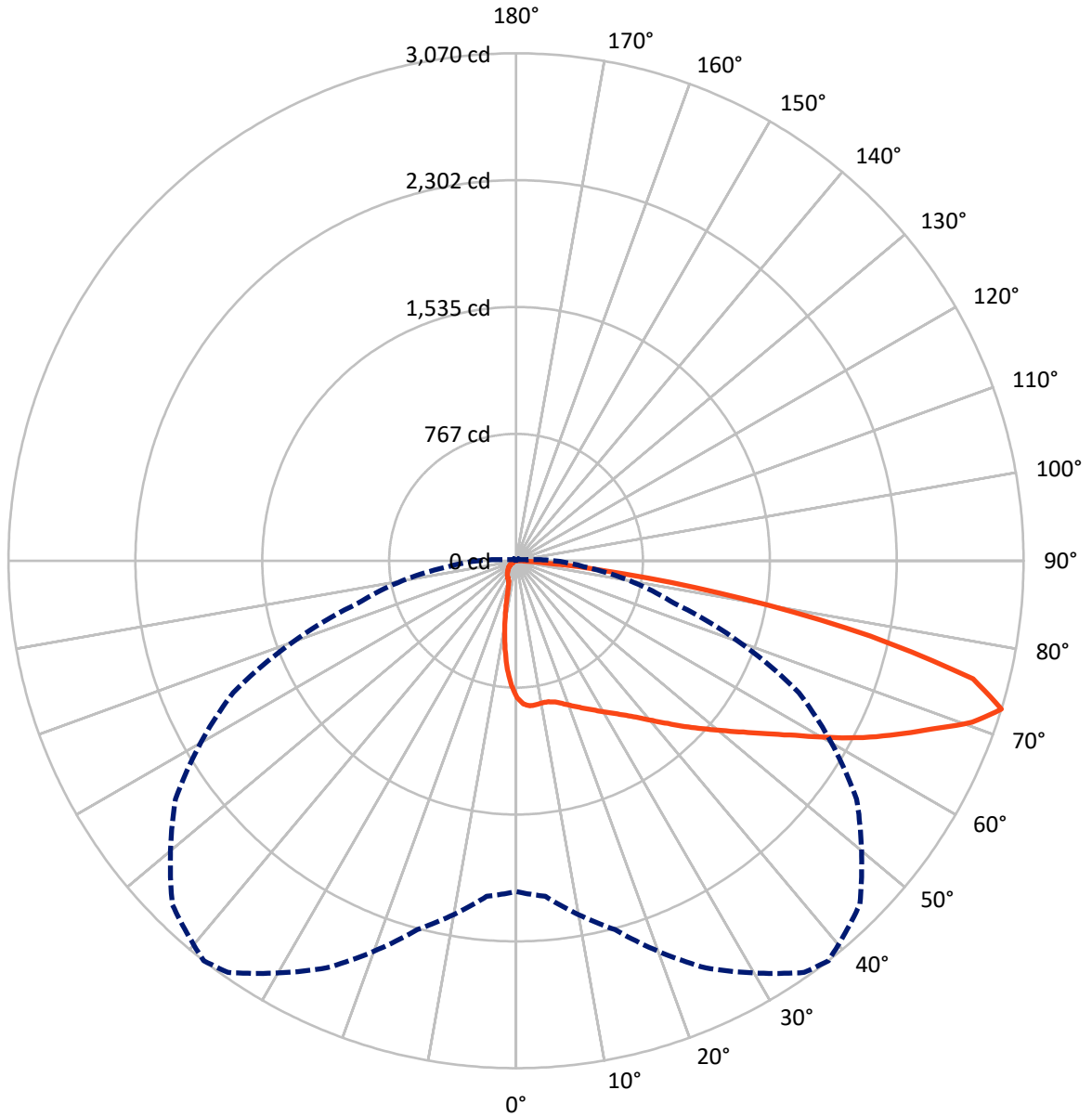
× Max cd
 - - - 1/2 Max cd



Based on 10 foot mounting height. Maximum calculated value = 8.8 fc
 Type IV - Short - N/A

REPORT NUMBER: P386024
CATALOG NUMBER: GWC-SA1C-827-U-SL4-HSS

Luminous Intensity Polar Plot



— Vertical Plane Through 38-Deg Lateral - - - Horizontal Cone Through 72.5-Deg Vertical

REPORT NUMBER: P386024

CATALOG NUMBER: GWC-SA1C-827-U-SL4-HSS

FLUX DISTRIBUTION:

		Downward	Upward	Total
House Side	Lumens	379.3	0.0	379.3
	% Fixture	8.4	0.0	8.4
Street Side	Lumens	4127.7	0.0	4127.7
	% Fixture	91.6	0.0	91.6
Total	Lumens	4507.0	0.0	4507.0
	% Fixture	100.0	0.0	100.0

Coefficient of Utilization

ZONAL LUMENS:

Zone	Lumens	% Fixture
0°-10°	70.6	1.6
10°-20°	172.7	3.8
20°-30°	274.7	6.1
30°-40°	413.0	9.2
40°-50°	630.0	14.0
50°-60°	890.4	19.8
60°-70°	1116.9	24.8
70°-80°	835.1	18.5
80°-90°	103.6	2.3
90°-100°	0.0	0.0
100°-110°	0.0	0.0
110°-120°	0.0	0.0
120°-130°	0.0	0.0
130°-140°	0.0	0.0
140°-150°	0.0	0.0
150°-160°	0.0	0.0
160°-170°	0.0	0.0
170°-180°	0.0	0.0
0°-90°	4507.0	100.0
0°-180°	4507.0	100.0



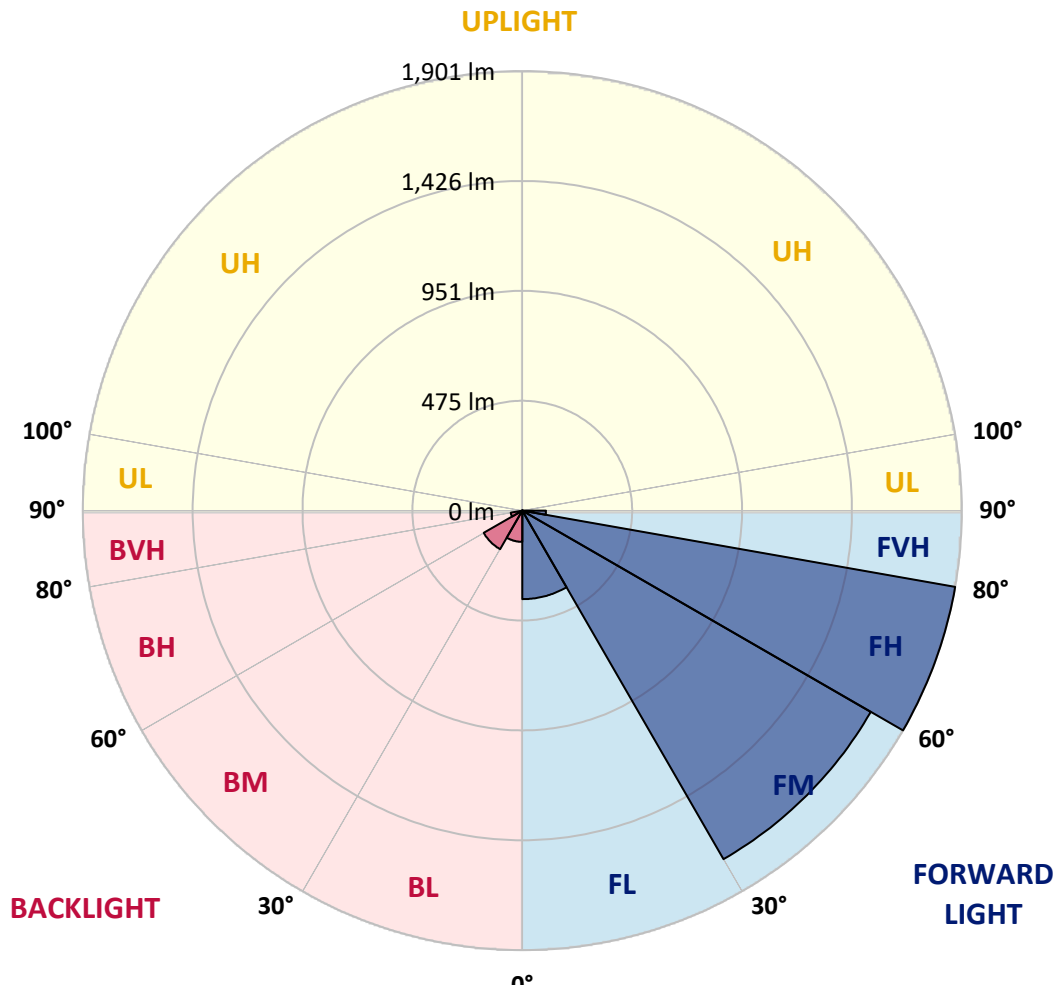
REPORT NUMBER: P386024

CATALOG NUMBER: GWC-SA1C-827-U-SL4-HSS

LUMINAIRE CLASSIFICATION SYSTEM LUMEN TABLE AND BUG RATING:

Zone	Lumens	% Fixture	Zone Rating/Lumen Limit		
			B	U	G
FL (0°-30°)	383.0	8.5			
FM (30°-60°)	1740.8	38.6			
FH (60°-80°)	1901.3	42.2			G2/5000
FVH (80°-90°)	102.6	2.3			G2/225
BL (0°-30°)	135.0	3.0	B1/500		
BM (30°-60°)	192.6	4.3	B0/220		
BH (60°-80°)	50.7	1.1	B0/110		G0/110
BVH (80°-90°)	1.0	0.0			G0/10
UL (90°-100°)	0.0	0.0		U0/0	
UH (100°-180°)	0.0	0.0		U0/0	

BUG Rating: B1-U0-G2
 Type IV Short





REPORT NUMBER: P386024

CATALOG NUMBER: GWC-SA1C-827-U-SL4-HSS

CANDELA DISTRIBUTION (FULL):

	0°	5°	15°	25°	35°	38°	45°	55°	65°	75°	85°
0°	828.8	828.8	828.8	828.8	828.8	828.8	828.8	828.8	828.8	828.8	828.8
2.5°	879.7	879.9	877.9	874.5	870.2	867.9	864.2	858.2	851.8	840.4	828.1
5°	897.7	897.7	895.1	890.6	883.7	881.6	874.5	864.9	851.8	833.3	812.5
7.5°	895.8	896.2	892.7	888.0	881.0	879.2	870.6	859.9	843.6	821.1	794.6
10°	886.1	887.0	884.2	882.0	875.6	873.6	865.5	854.8	838.6	814.6	784.1
12.5°	876.2	877.1	878.1	880.1	876.2	875.4	869.1	860.1	844.5	819.7	785.2
15°	869.8	871.7	878.4	886.5	887.4	886.7	882.5	874.1	858.4	832.6	793.3
17.5°	869.8	872.8	886.8	902.2	907.6	908.2	904.6	892.8	874.1	846.4	800.7
20°	877.1	881.2	903.1	924.8	933.8	933.8	926.9	910.4	888.5	859.0	805.8
22.5°	895.8	901.3	928.8	953.9	963.4	961.3	952.0	928.0	903.5	873.2	812.2
25°	932.7	936.8	965.5	990.7	996.5	991.9	980.1	949.4	922.6	892.5	823.8
27.5°	980.2	980.8	1010.4	1031.7	1028.2	1025.0	1010.2	976.1	950.1	920.0	843.8
30°	1032.5	1032.5	1058.5	1074.8	1063.9	1061.3	1046.5	1008.5	985.3	957.4	872.2
32.5°	1083.0	1085.3	1106.4	1116.7	1104.5	1101.9	1087.5	1049.5	1032.1	1014.5	916.6
35°	1131.9	1133.5	1153.6	1159.2	1147.6	1148.3	1138.0	1105.8	1099.3	1097.0	983.4
37.5°	1179.2	1179.6	1200.0	1203.6	1197.7	1204.1	1205.0	1176.6	1188.8	1206.9	1077.6
40°	1222.5	1222.8	1243.0	1252.2	1262.1	1270.4	1277.7	1262.5	1302.8	1344.9	1189.7
42.5°	1257.1	1261.0	1286.7	1304.1	1330.3	1346.0	1365.8	1365.1	1438.5	1501.7	1325.2
45°	1287.6	1294.3	1330.1	1360.6	1405.5	1430.6	1461.7	1486.0	1591.2	1676.4	1462.4
47.5°	1327.8	1334.2	1375.0	1425.0	1484.9	1517.8	1569.3	1621.9	1759.1	1847.8	1596.4
50°	1384.6	1381.7	1422.0	1493.7	1570.6	1613.8	1687.2	1766.0	1925.7	1997.2	1675.2
52.5°	1445.0	1443.9	1473.6	1568.4	1671.7	1722.2	1819.2	1915.0	2085.0	2100.1	1711.4
55°	1519.9	1511.8	1536.9	1653.5	1791.7	1845.9	1960.1	2062.5	2211.9	2158.2	1729.5
57.5°	1598.3	1585.0	1609.0	1748.4	1927.0	1991.2	2116.2	2206.3	2296.3	2197.8	1729.3
60°	1679.4	1663.6	1692.1	1867.1	2095.1	2169.4	2285.4	2303.4	2375.1	2217.9	1716.6
62.5°	1747.1	1737.8	1780.1	1994.0	2282.8	2355.8	2413.3	2391.8	2441.5	2233.4	1686.8
65°	1818.8	1819.4	1887.7	2142.1	2482.3	2531.6	2536.4	2506.3	2497.1	2230.2	1586.1
67.5°	1915.8	1924.7	2038.7	2343.1	2676.5	2714.4	2714.1	2630.4	2537.8	2103.7	1362.8
70°	2018.3	2039.5	2212.8	2573.1	2888.3	2926.9	2907.1	2709.4	2389.5	1701.1	964.5
72.5°	2001.1	2037.8	2309.6	2718.2	3040.5	3069.9	2940.9	2515.3	1888.6	988.7	410.7
75°	1543.8	1586.3	2117.7	2574.4	2880.9	2854.5	2526.9	1957.3	1032.1	275.9	92.5
77.5°	815.5	838.2	1399.0	1961.2	2246.3	2191.1	1780.1	1085.8	314.6	68.3	41.6
80°	427.1	432.4	609.6	1112.8	1386.4	1386.8	1054.9	476.9	129.7	35.0	27.9
82.5°	228.7	233.2	322.1	514.2	726.4	658.5	403.9	262.4	75.4	19.8	26.8
85°	55.0	56.0	182.7	234.9	285.6	204.0	120.0	220.3	20.4	11.6	21.7
87.5°	21.2	21.5	67.8	101.6	72.8	47.2	56.2	82.2	2.6	4.5	3.4
90°	0.0	0.0	0.0	0.0	0.0	0.0	0.0	0.0	0.0	0.0	0.0



REPORT NUMBER: P386024
 CATALOG NUMBER: GWC-SA1C-827-U-SL4-HSS

CANDELA DISTRIBUTION (continued):

	90°	95°	105°	115°	125°	135°	145°	155°	165°	175°	180°
0°	828.8	828.8	828.8	828.8	828.8	828.8	828.8	828.8	828.8	828.8	828.8
2.5°	820.6	815.7	803.7	788.6	775.1	765.4	750.8	741.2	734.9	734.7	732.2
5°	799.8	789.9	764.1	733.4	705.5	680.4	650.8	627.4	610.0	607.2	601.2
7.5°	777.5	761.3	721.6	673.7	626.9	579.3	524.1	489.8	460.5	446.4	444.9
10°	763.9	741.0	684.7	615.4	542.1	464.8	392.5	342.5	306.4	296.1	288.4
12.5°	761.1	730.9	656.2	560.8	456.0	353.8	273.8	220.7	191.9	182.7	180.3
15°	763.9	726.2	632.3	506.7	368.7	251.0	183.8	152.9	142.1	139.4	139.3
17.5°	765.6	720.6	605.1	446.6	284.1	179.3	140.8	131.8	130.1	129.9	130.3
20°	765.4	712.0	572.8	379.6	211.3	140.9	127.3	125.4	125.0	125.2	125.0
22.5°	764.1	701.9	537.2	310.5	159.7	126.0	121.5	120.4	120.2	120.2	120.2
25°	766.5	693.9	498.1	244.5	131.6	119.0	116.2	115.3	115.1	115.1	114.7
27.5°	775.3	689.4	455.2	188.1	118.9	112.9	110.6	110.4	109.9	109.7	110.1
30°	789.5	689.4	408.2	146.4	111.2	106.5	104.8	104.4	104.3	104.1	104.3
32.5°	814.6	694.6	356.9	121.7	103.9	99.4	98.3	98.8	98.3	98.3	98.3
35°	859.9	710.3	303.2	106.1	96.2	92.5	91.3	92.1	91.7	91.7	91.5
37.5°	926.0	739.5	249.1	96.8	89.5	85.5	84.0	85.2	84.8	84.8	84.6
40°	1006.5	782.0	197.7	89.7	82.9	78.8	77.5	78.1	77.1	77.1	77.5
42.5°	1105.8	835.9	152.7	82.7	76.4	72.4	71.7	71.1	69.4	68.5	68.7
45°	1216.3	892.1	119.0	76.0	70.2	67.0	65.9	64.4	61.6	59.7	59.9
47.5°	1314.9	935.3	96.8	69.4	64.6	62.1	60.5	57.7	53.5	51.3	51.5
50°	1366.8	941.9	82.4	62.9	59.3	56.9	54.5	50.2	45.3	42.9	42.7
52.5°	1380.1	911.2	71.7	56.9	54.1	51.3	48.1	42.3	36.9	34.3	33.9
55°	1384.9	864.4	62.1	51.3	48.5	45.3	41.2	34.6	29.6	27.0	26.8
57.5°	1368.8	794.6	54.7	46.2	42.9	38.9	33.9	27.7	22.8	20.8	20.8
60°	1333.1	700.0	48.9	40.8	37.1	32.6	27.3	21.5	17.0	15.3	15.3
62.5°	1261.8	577.6	43.4	35.2	31.6	27.0	22.1	16.3	12.0	11.0	11.2
65°	1127.2	438.2	38.0	30.1	27.0	22.3	17.2	11.6	8.0	8.0	8.4
67.5°	919.2	304.4	32.4	25.6	23.2	18.2	13.1	8.0	5.6	6.4	7.1
70°	608.5	170.7	27.7	21.2	19.8	14.4	9.7	5.4	4.5	6.0	7.3
72.5°	229.7	66.4	23.2	17.0	17.2	11.0	6.9	4.1	4.1	6.6	8.6
75°	64.0	32.6	16.7	12.5	13.5	8.0	5.1	3.6	3.9	7.5	10.1
77.5°	37.6	24.0	10.9	7.3	9.2	5.6	3.4	2.8	3.4	6.4	9.7
80°	30.3	12.7	6.4	3.7	5.1	3.2	2.2	1.7	0.9	2.4	5.1
82.5°	30.3	7.7	3.0	2.6	2.6	1.7	1.1	0.7	0.2	0.0	1.3
85°	20.4	3.2	1.9	1.7	1.3	0.6	0.4	0.2	0.0	0.0	0.0
87.5°	3.4	1.3	0.7	0.4	0.2	0.0	0.0	0.0	0.0	0.0	0.0
90°	0.0	0.0	0.0	0.0	0.0	0.0	0.0	0.0	0.0	0.0	0.0

Signify Classified - Internal
Cooper Lighting Solutions Photometric Lab
1121 Highway 74 South
Peachtree City, GA 30269

Scaled Data Report



Report Generated By 670245982

Signify Classified - Internal
Cooper Lighting Solutions Photometric Lab
1121 Highway 74 South
Peachtree City, GA 30269

Scaled Data Report



Signify Classified - Internal
Cooper Lighting Solutions Photometric Lab
1121 Highway 74 South
Peachtree City, GA 30269

Scaled Data Report



Signify Classified - Internal
Cooper Lighting Solutions Photometric Lab
1121 Highway 74 South
Peachtree City, GA 30269

Scaled Data Report



Signify Classified - Internal
Cooper Lighting Solutions Photometric Lab
1121 Highway 74 South
Peachtree City, GA 30269

Scaled Data Report



--- HS — SS

Signify Classified - Internal
Cooper Lighting Solutions Photometric Lab
1121 Highway 74 South
Peachtree City, GA 30269

Scaled Data Report



u

Signify Classified - Internal
Cooper Lighting Solutions Photometric Lab
1121 Highway 74 South
Peachtree City, GA 30269

Scaled Data Report



Signify Classified - Internal
Cooper Lighting Solutions Photometric Lab
1121 Highway 74 South
Peachtree City, GA 30269

Scaled Data Report



(END OF REPORT)